

# Fuel system

## Fuel temperature sensor

Component disconnected

**Fig. 86220**

Terminals	Condition	Typical value	Note
4 & 7	0°C	5000-6500 Ω	
4 & 7	10°C	3350-4400 Ω	
4 & 7	20°C	2250-3000 Ω	
4 & 7	30°C	1500-2000 Ω	
4 & 7	40°C	900-1400 Ω	
4 & 7	50°C	700-950 Ω	
4 & 7	60°C	530-675 Ω	
4 & 7	80°C	275-375 Ω	
4 & 7	100°C	150-230 Ω	

## Fuel quantity adjuster position sensor

Component disconnected

**Fig. 86229**

Terminals	Condition	Typical value	Note
1 & 2		4,9-7,5 Ω	
2 & 3		4,9-7,5 Ω	

## Fuel quantity adjuster position sensor

Component disconnected

**Fig. 25789**

Terminals	Condition	Typical value	Note
1 & earth	Ignition ON	2,5 V	1
3 & earth	Ignition ON	2,5 V	

### Notes

1. Checking supply voltage.

## Fuel quantity adjuster ( → 07/97)

**Manufacturer:** Skoda  
**Engine code:** AGR  
**Tuned for:**

**Model:** Octavia/Octavia Tour (96-) 1,9D TDI  
**Output:** 66 (90) 4000  
**Year:** 1996-06

© Autodata Limited 2010  
Valid forever. 24.06.2013  
V8.500- **/Autodata**

Component disconnected

**Fig. 86230**

Terminals	Condition	Typical value	Note
5 & 6		0,4-1,1 Ω	

)

Component disconnected

**Fig. 86230**

Terminals	Condition	Typical value	Note
5 & 6		0,5-2,5 Ω	

## Fuel quantity adjuster

Component disconnected

**Fig. 25788**

Terminals	Condition	Typical value	Note
5 & earth	Ignition ON	11-14 V	1, 2

### Notes

1. Checking supply voltage.
2. Engine control (EC) relay must be fitted and working correctly in order to carry out supply voltage checks.

## Fuel injection timing solenoid

Component disconnected

**Fig. 86231**

Terminals	Condition	Typical value	Note
9 & 10		12-20 Ω	

## Fuel injection timing solenoid

Component disconnected

**Fig. 25786**

**Manufacturer:** Skoda  
**Engine code:** AGR  
**Tuned for:**

**Model:** Octavia/Octavia Tour (96-) 1,9D TDI  
**Output:** 66 (90) 4000  
**Year:** 1996-06

© Autodata Limited 2010  
Valid forever. 24.06.2013  
V8.500- ***/Autodata***

Terminals	Condition	Typical value	Note
10 & earth	Ignition ON	11-14 V	1, 2

### Notes

1. Checking supply voltage.
2. Engine control (EC) relay must be fitted and working correctly in order to carry out supply voltage checks.

## Fuel shut-off solenoid

Component disconnected

**Fig. 62086**

Terminals	Condition	Typical value	Note
	Battery voltage connected	Plunger moves inwards	3
	Battery voltage disconnected	Plunger moves outwards	

### Notes

3. Checking operation.

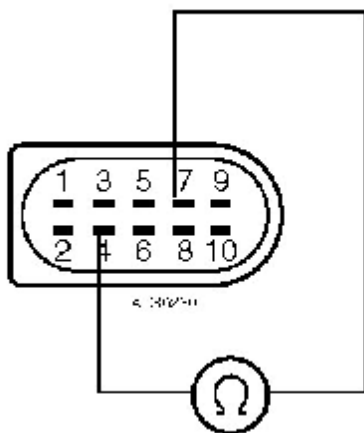
## Fuel shut-off solenoid

Component disconnected

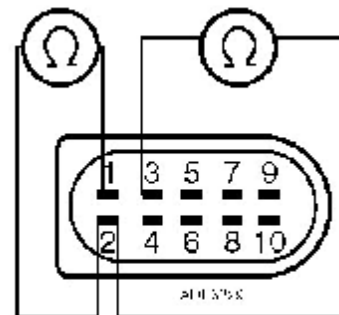
**Fig. 86323**

Terminals	Condition	Typical value	Note
		7,2 Ω	

86220



86229

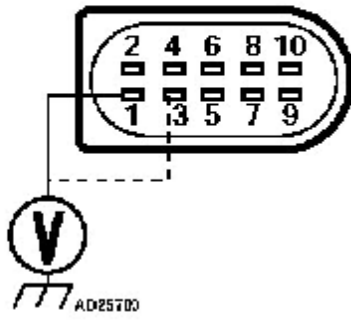


**Manufacturer:** Skoda  
**Engine code:** AGR  
**Tuned for:**

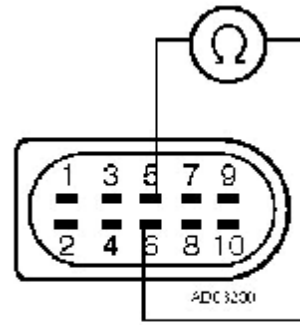
**Model:** Octavia/Octavia Tour (96-) 1,9D TDI  
**Output:** 66 (90) 4000  
**Year:** 1996-06

© Autodata Limited 2010  
 Valid forever. 24.06.2013  
 V8.500- **/Autodata**

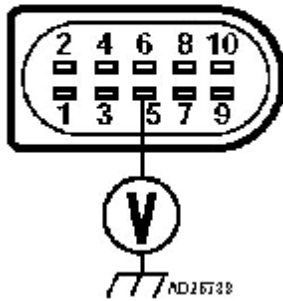
25789



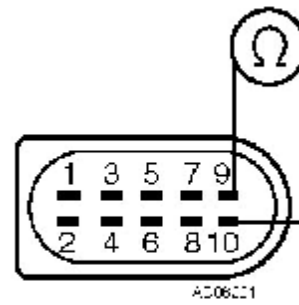
86230



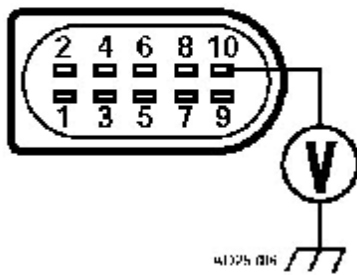
25788



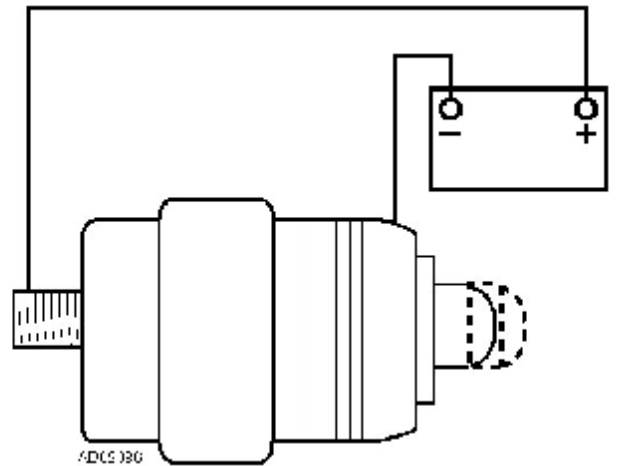
86231



25786



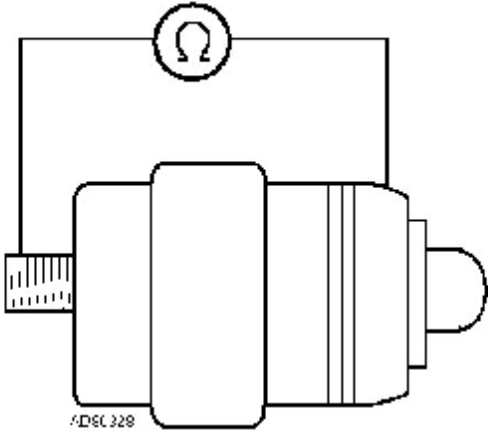
62086



Manufacturer: Skoda  
 Engine code: AGR  
 Tuned for:

Model: Octavia/Octavia Tour (96-) 1,9D TDI  
 Output: 66 (90) 4000  
 Year: 1996-06

© Autodata Limited 2010  
 Valid forever. 24.06.2013  
 V8.500- **/Autodata**



**Manufacturer:** Skoda  
**Engine code:** AGR  
**Tuned for:**

**Model:** Octavia/Octavia Tour (96-) 1,9D TDI  
**Output:** 66 (90) 4000  
**Year:** 1996-06

© Autodata Limited 2010  
**Valid forever.** 24.06.2013  
V8.500- ***/Autodata***